

Scaled data based on original data using
LM-79-08 Approved Method: Electrical and Photometric Measurements of Solid-
State Lighting Products

Test Report Prepared for
Cooper Lighting Solutions
(formerly Eaton)

Brand: McGRAW-EDISON

Report Number: P386499

Luminaire Tested: **GWC-SA2A-830-U-SL3**

Issue Date: 3/3/2020

Test Information

Test Method: LM-79-08
Report Number: P386499
TEST IS SCALED FROM IESNA LM-79-08 TEST DATA (G2-1903-205-22)
Test Lab: INNOVATION CENTER
Issue Date: 3/3/2020
Manufacturer: COOPER LIGHTING SOLUTIONS (FORMERLY EATON)
Product Line: MCGRAW-EDISON
Catalog Number: GWC-SA2A-830-U-SL3
Description: GALLEON WALL LUMINAIRE
(2) 80 CRI, 3000K, 615mA LIGHTSQUARES WITH 16 LEDS EACH AND TYPE III
SPILL LIGHT ELIMINATOR OPTICS
Light Source: -
Ballast/Driver: ELECTRONIC DRIVER

Summary

Lumens per Lamp: N/A
Luminaire Lumens: 7729 lumens
Efficiency: N/A
Efficacy: 117.1 lumens/watt
Luminous Opening: Rectangular (W 1' x L: 0.5' x H: 0')
IES Classification: Type III - Medium
BUG Rating: B1 - U0 - G2

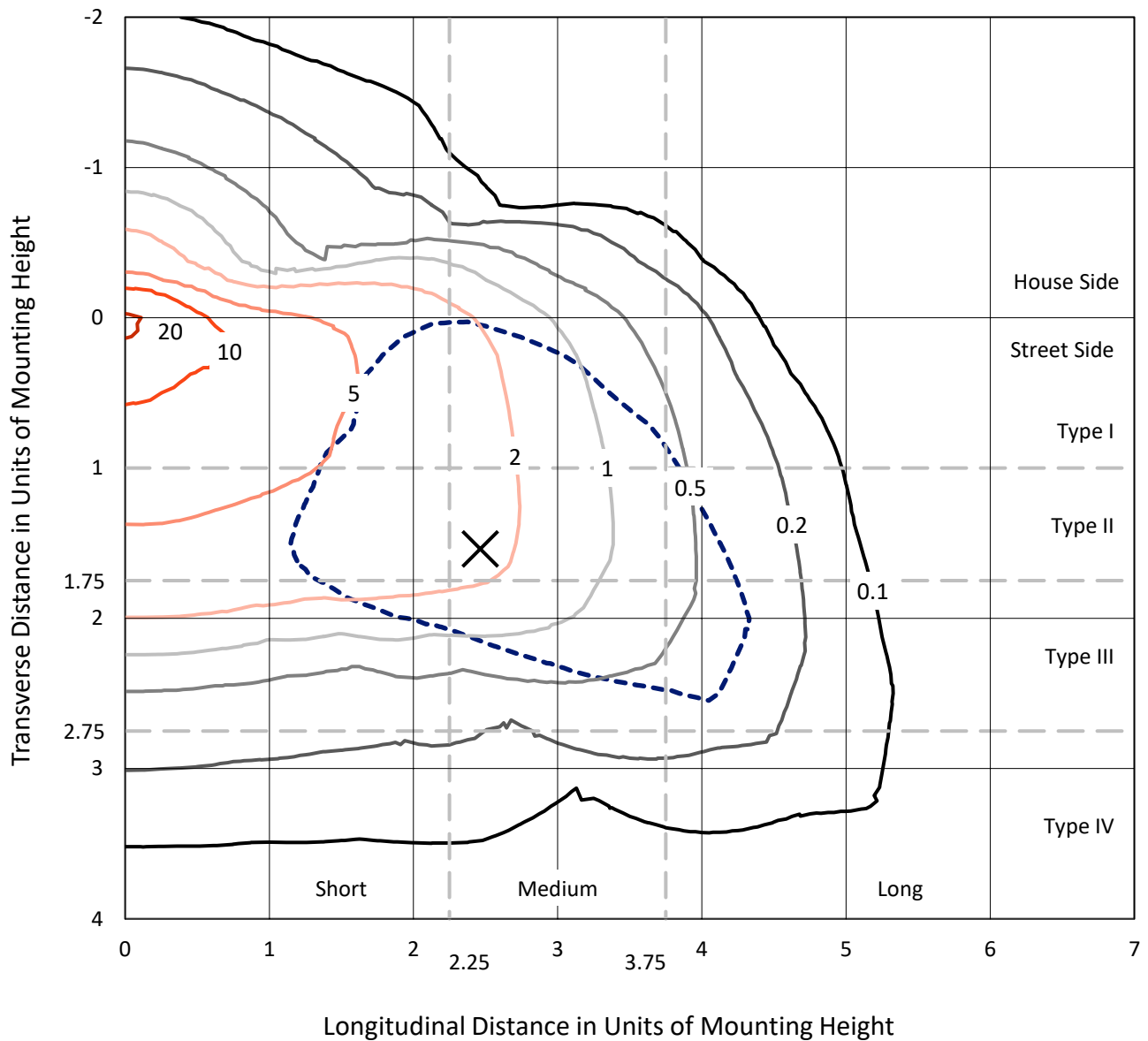
Input Watts (W): 66
Input Voltage (V): NR
Input Current (Ain): NR
Voltage Rise (V): NR
Power Factor: NR
Total Harmonic Distortion (THDi): NR
Frequency (hertz): 60
Stabilization Time: NR
Operation Time: NR
Ambient Temperature (°C): NR
Test Distance: 24 FT



REPORT NUMBER: P386499
 CATALOG NUMBER: GWC-SA2A-830-U-SL3

Iso-Footcandle Lines of Horizontal Illumination

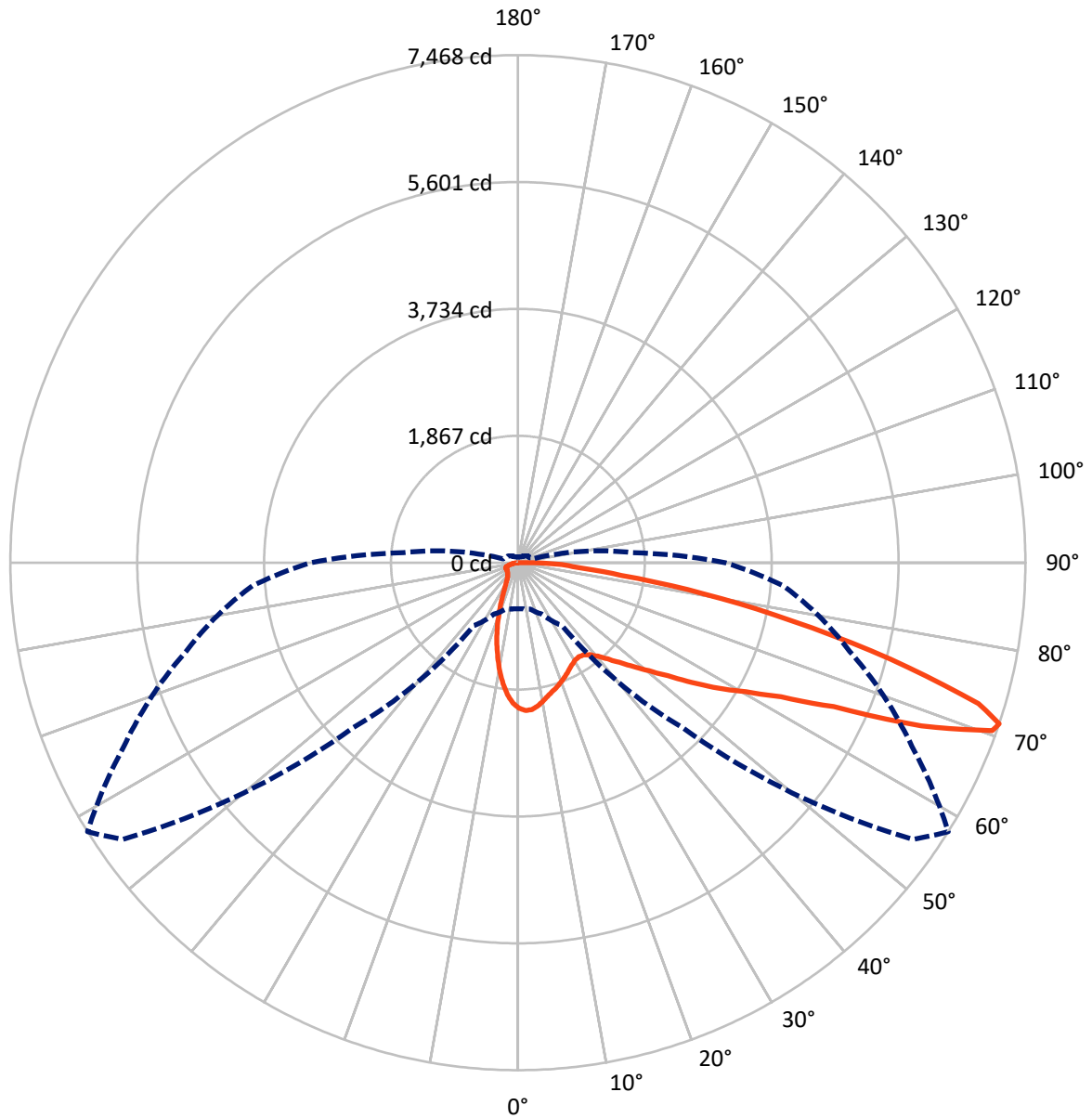
✕ Max cd
 - - - 1/2 Max cd



Based on 10 foot mounting height. Maximum calculated value = 21.4 fc
 Type III - Medium - N/A

REPORT NUMBER: P386499
CATALOG NUMBER: GWC-SA2A-830-U-SL3

Luminous Intensity Polar Plot



— Vertical Plane Through 58-Deg Lateral - - - Horizontal Cone Through 71-Deg Vertical

REPORT NUMBER: P386499

CATALOG NUMBER: GWC-SA2A-830-U-SL3

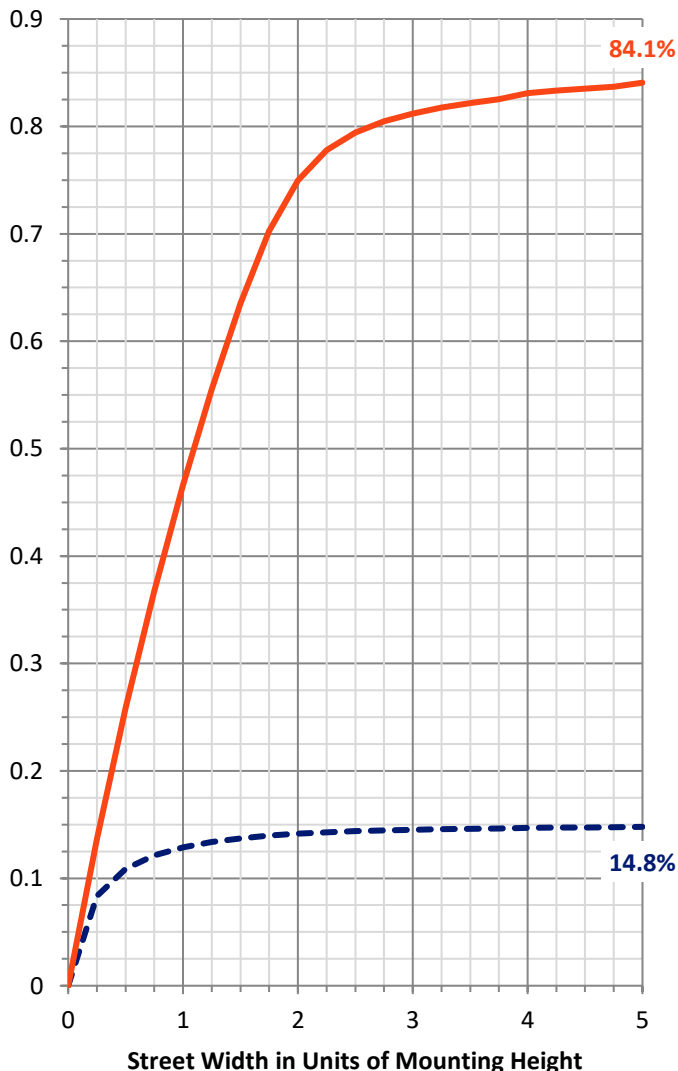
FLUX DISTRIBUTION:

		Downward	Upward	Total
House Side	Lumens	1155.5	0.0	1155.5
	% Fixture	15.0	0.0	15.0
Street Side	Lumens	6573.5	0.0	6573.5
	% Fixture	85.0	0.0	85.0
Total	Lumens	7729.0	0.0	7729.0
	% Fixture	100.0	0.0	100.0

ZONAL LUMENS:

Zone	Lumens	% Fixture
0°-10°	184.7	2.4
10°-20°	410.8	5.3
20°-30°	522.1	6.8
30°-40°	665.0	8.6
40°-50°	943.0	12.2
50°-60°	1459.4	18.9
60°-70°	1986.8	25.7
70°-80°	1325.4	17.1
80°-90°	231.7	3.0
90°-100°	0.0	0.0
100°-110°	0.0	0.0
110°-120°	0.0	0.0
120°-130°	0.0	0.0
130°-140°	0.0	0.0
140°-150°	0.0	0.0
150°-160°	0.0	0.0
160°-170°	0.0	0.0
170°-180°	0.0	0.0
0°-90°	7729.0	100.0
0°-180°	7729.0	100.0

Coefficient of Utilization



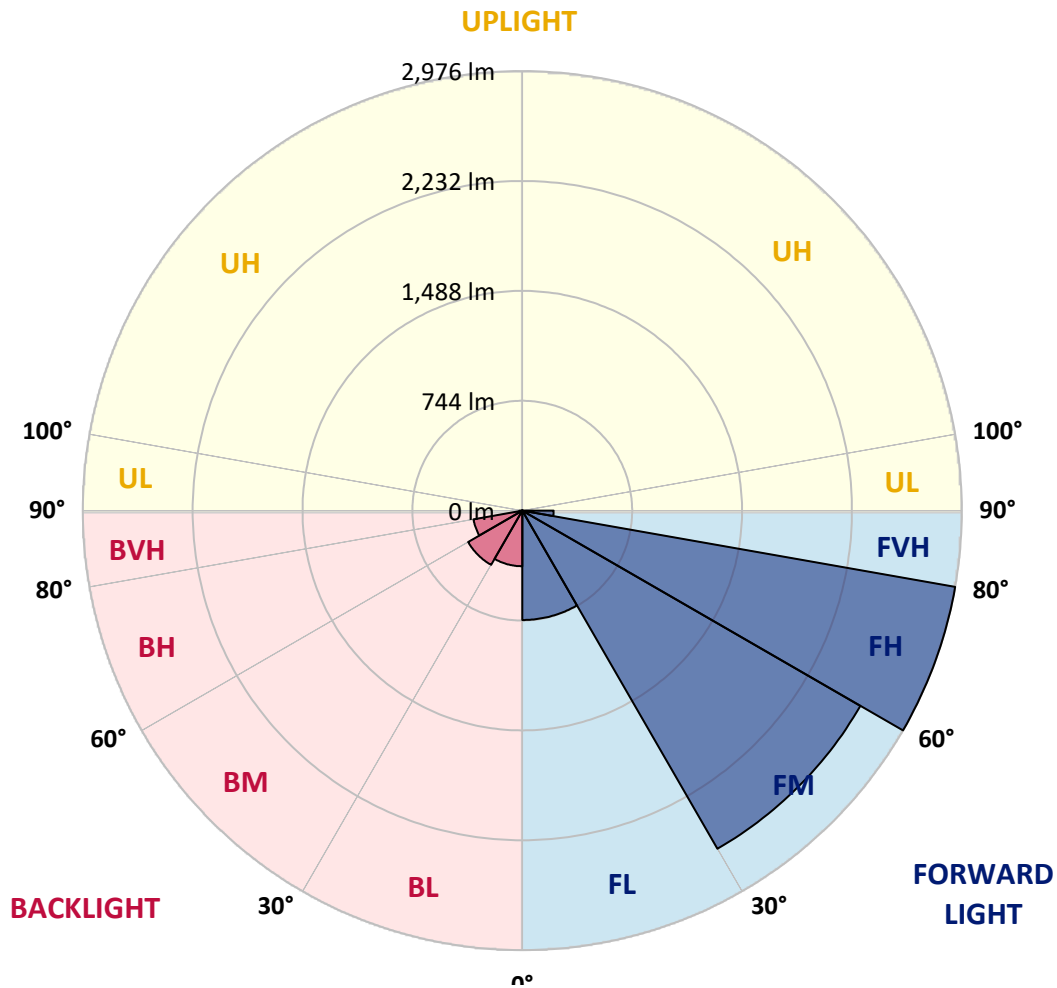
REPORT NUMBER: P386499

CATALOG NUMBER: GWC-SA2A-830-U-SL3

LUMINAIRE CLASSIFICATION SYSTEM LUMEN TABLE AND BUG RATING:

Zone	Lumens	% Fixture	Zone Rating/Lumen Limit		
			B	U	G
FL (0°-30°)	741.0	9.6			
FM (30°-60°)	2643.7	34.2			
FH (60°-80°)	2976.3	38.5			G2/5000
FVH (80°-90°)	212.5	2.7			G2/225
BL (0°-30°)	376.7	4.9	B1/500		
BM (30°-60°)	423.8	5.5	B1/1000		
BH (60°-80°)	335.8	4.3	B1/500		G1/500
BVH (80°-90°)	19.3	0.2			G1/100
UL (90°-100°)	0.0	0.0		U0/0	
UH (100°-180°)	0.0	0.0		U0/0	

BUG Rating: B1-U0-G2
 Type III Medium





REPORT NUMBER: P386499

CATALOG NUMBER: GWC-SA2A-830-U-SL3

CANDELA DISTRIBUTION (FULL):

	0°	5°	15°	25°	35°	45°	55°	58°	65°	75°	85°
0°	2141.4	2141.4	2141.4	2141.4	2141.4	2141.4	2141.4	2141.4	2141.4	2141.4	2141.4
2.5°	2198.3	2195.3	2196.4	2194.2	2189.1	2184.0	2176.4	2177.8	2167.3	2151.7	2132.3
5°	2156.8	2155.7	2163.8	2168.4	2172.1	2169.2	2167.0	2169.7	2154.4	2132.8	2099.2
7.5°	2069.8	2058.0	2068.2	2083.6	2098.1	2109.1	2123.7	2125.6	2115.9	2093.3	2049.1
10°	1946.3	1935.0	1950.0	1974.0	2003.1	2029.5	2058.8	2064.2	2066.1	2045.6	1992.0
12.5°	1818.1	1809.5	1824.6	1858.2	1906.4	1947.1	1993.9	2002.0	2018.7	2005.0	1939.3
15°	1703.4	1700.2	1718.5	1751.6	1807.1	1869.3	1936.8	1951.6	1979.9	1975.3	1898.1
17.5°	1604.3	1603.5	1617.5	1652.3	1713.6	1792.3	1880.0	1905.1	1947.1	1952.5	1864.1
20°	1530.6	1529.0	1538.6	1564.2	1627.5	1716.6	1818.6	1853.1	1913.7	1932.5	1829.1
22.5°	1491.0	1490.7	1491.0	1503.1	1554.8	1637.7	1758.9	1800.9	1881.1	1916.6	1790.4
25°	1484.3	1483.5	1477.5	1476.2	1505.5	1571.8	1699.6	1746.0	1850.1	1905.6	1753.5
27.5°	1501.8	1502.8	1495.0	1482.4	1488.3	1528.4	1648.2	1697.8	1825.4	1903.5	1727.9
30°	1538.1	1537.6	1530.8	1517.6	1506.1	1512.3	1611.6	1661.1	1808.7	1912.9	1710.4
32.5°	1578.2	1581.2	1579.8	1572.6	1555.3	1530.6	1600.6	1649.0	1803.8	1935.5	1702.9
35°	1626.4	1629.6	1639.3	1645.0	1624.8	1585.0	1624.3	1666.3	1817.8	1978.0	1715.0
37.5°	1672.2	1680.5	1707.7	1731.7	1714.5	1670.0	1687.3	1717.1	1861.2	2045.1	1747.6
40°	1725.0	1732.2	1776.6	1827.5	1824.8	1778.8	1788.8	1808.7	1937.6	2141.2	1806.5
42.5°	1776.9	1791.5	1855.8	1928.0	1948.7	1908.0	1923.9	1934.4	2045.3	2268.5	1909.4
45°	1846.1	1861.7	1951.1	2038.1	2086.5	2063.6	2088.9	2093.0	2180.8	2441.9	2058.8
47.5°	1950.8	1968.6	2072.8	2164.1	2238.1	2240.5	2282.3	2280.6	2349.8	2640.3	2247.0
50°	2114.0	2139.6	2224.9	2310.3	2400.2	2450.3	2506.0	2498.2	2552.6	2851.7	2463.7
52.5°	2327.8	2339.6	2402.9	2465.9	2577.6	2689.9	2769.8	2762.8	2782.5	3068.9	2709.8
55°	2549.3	2558.2	2584.3	2618.8	2769.0	2952.1	3121.2	3110.1	3060.3	3294.6	2952.9
57.5°	2748.6	2766.6	2784.6	2798.9	2961.8	3226.2	3480.6	3481.4	3361.9	3537.9	3204.1
60°	2779.5	2795.4	2914.7	3027.2	3291.6	3591.8	3865.3	3857.2	3673.9	3802.1	3484.1
62.5°	2457.0	2492.8	2692.0	2991.4	3609.3	4260.6	4356.1	4346.2	4047.1	4127.6	3810.1
65°	1760.8	1801.4	2041.8	2491.7	3455.3	4997.4	5241.9	5107.8	4555.9	4527.9	4191.9
67.5°	1015.8	1025.5	1129.7	1491.0	2630.9	5035.9	6593.2	6405.5	5346.1	4982.1	4378.7
70°	751.1	750.9	775.6	917.5	1423.7	4110.1	7235.8	7404.1	6178.0	5131.5	4114.6
71°	679.3	680.1	707.8	835.1	1127.5	3440.2	7099.3	7467.6	6397.2	5057.7	3923.5
72.5°	581.0	583.7	622.2	749.0	948.5	2372.4	6511.3	7086.4	6501.1	4875.7	3624.4
75°	440.7	446.9	500.2	631.3	866.9	1203.2	4778.8	5658.7	5775.2	4302.3	2693.1
77.5°	314.5	321.5	381.8	530.9	824.1	906.8	3200.3	4127.6	4250.1	2757.2	1214.8
80°	198.7	207.0	252.5	422.4	774.3	861.0	2011.1	2774.4	2317.5	882.3	309.1
82.5°	116.6	123.0	156.7	276.0	632.4	829.2	1183.3	1537.8	901.9	266.5	140.5
85°	67.6	70.5	97.7	175.8	459.3	782.6	869.3	859.6	391.5	130.3	66.5
87.5°	31.5	35.0	57.9	91.8	255.0	567.3	687.1	593.7	243.4	61.1	31.2
90°	0.0	0.0	0.0	0.0	0.0	0.0	0.0	0.0	0.0	0.0	0.0



REPORT NUMBER: P386499

CATALOG NUMBER: GWC-SA2A-830-U-SL3

CANDELA DISTRIBUTION (continued):

	90°	95°	105°	115°	125°	135°	145°	155°	165°	175°	180°
0°	2141.4	2141.4	2141.4	2141.4	2141.4	2141.4	2141.4	2141.4	2141.4	2141.4	2141.4
2.5°	2122.9	2118.3	2099.2	2082.2	2064.5	2041.3	2015.7	2012.5	1996.9	1999.8	1994.5
5°	2080.9	2069.3	2023.3	1981.5	1932.3	1888.1	1840.2	1818.1	1786.3	1784.2	1776.1
7.5°	2020.8	1999.3	1928.0	1848.8	1769.6	1694.3	1619.7	1570.7	1520.6	1499.3	1497.5
10°	1953.3	1916.6	1811.6	1694.5	1580.4	1470.3	1363.6	1284.8	1213.7	1180.0	1178.7
12.5°	1889.2	1835.1	1691.0	1531.6	1375.5	1232.8	1086.6	983.0	893.8	864.0	851.3
15°	1834.8	1758.6	1573.6	1369.8	1180.3	982.1	815.8	706.7	624.3	595.8	590.4
17.5°	1782.0	1684.0	1453.3	1206.4	977.3	759.5	592.8	511.8	467.9	456.3	456.1
20°	1729.5	1607.3	1327.6	1039.2	781.0	568.1	455.8	419.5	404.7	403.3	401.2
22.5°	1670.0	1526.0	1195.4	871.5	609.5	446.7	387.4	372.9	371.0	375.8	375.8
25°	1614.3	1445.2	1061.3	707.3	474.1	372.6	346.0	343.0	348.1	356.7	357.5
27.5°	1562.3	1367.4	930.5	561.3	379.9	328.2	317.2	320.7	329.8	339.8	340.0
30°	1519.5	1293.9	803.4	442.3	320.9	295.1	293.2	300.2	310.2	318.0	319.8
32.5°	1486.4	1231.2	680.6	355.7	282.4	270.3	271.9	277.8	284.0	288.3	291.3
35°	1471.1	1177.3	567.3	299.9	257.9	251.2	253.3	256.6	259.3	262.5	264.9
37.5°	1473.8	1135.6	466.0	265.2	241.5	238.0	238.0	238.0	238.0	239.6	239.9
40°	1498.8	1111.6	383.7	243.1	230.5	226.7	223.7	221.0	218.9	220.0	219.4
42.5°	1562.9	1109.5	323.3	229.1	221.6	215.4	209.5	205.7	203.0	204.1	204.6
45°	1671.6	1136.4	282.7	219.2	213.2	203.8	196.3	192.2	190.3	193.8	194.4
47.5°	1812.5	1195.1	257.9	211.9	205.4	193.0	185.0	181.2	181.7	186.8	188.2
50°	1993.9	1290.4	246.1	207.3	200.0	183.9	175.5	172.3	173.9	181.2	182.8
52.5°	2193.1	1427.7	247.4	206.0	196.5	177.2	168.3	164.5	167.2	173.9	175.3
55°	2423.1	1592.8	269.8	207.8	191.4	172.8	162.3	155.9	158.0	164.2	165.3
57.5°	2678.6	1781.8	314.7	207.3	185.0	168.8	156.2	146.5	148.1	151.8	152.9
60°	2944.6	2010.1	384.5	208.9	182.0	164.0	147.8	135.7	135.2	138.4	138.9
62.5°	3263.9	2274.2	464.2	210.0	183.9	157.8	136.8	124.9	123.3	124.1	124.7
65°	3592.9	2465.3	434.3	205.7	189.8	152.7	127.1	114.4	111.5	110.9	111.2
67.5°	3603.1	2260.4	304.5	197.1	192.2	150.0	119.8	105.5	100.7	98.8	98.5
70°	3231.3	1836.4	237.2	187.9	182.5	145.7	113.1	98.3	91.0	88.0	87.8
71°	3049.8	1690.5	224.8	183.3	175.3	141.3	110.1	95.0	87.5	84.3	83.7
72.5°	2765.3	1515.5	209.7	176.1	161.3	130.3	104.5	90.5	82.7	78.9	78.1
75°	1984.5	991.0	180.1	157.0	133.5	103.9	91.5	81.3	74.6	70.0	69.5
77.5°	764.6	394.4	136.2	130.6	102.3	81.3	75.4	70.3	65.4	60.8	60.6
80°	236.4	176.3	99.3	98.3	74.0	60.6	58.7	57.3	55.5	50.6	49.5
82.5°	126.3	101.2	68.4	63.5	48.5	40.4	42.5	43.1	43.3	38.2	37.7
85°	60.3	53.6	38.5	36.1	28.3	22.6	26.1	28.3	28.5	23.4	21.8
87.5°	28.8	28.0	18.0	13.7	10.5	7.5	9.2	11.3	12.4	8.9	7.8
90°	0.0	0.0	0.0	0.0	0.0	0.0	0.0	0.0	0.0	0.0	0.0

Signify Classified - Internal
Cooper Lighting Solutions Photometric Lab
1121 Highway 74 South
Peachtree City, GA 30269

Scaled Data Report



Report Generated By 670245982

Signify Classified - Internal
Cooper Lighting Solutions Photometric Lab
1121 Highway 74 South
Peachtree City, GA 30269

Scaled Data Report



Signify Classified - Internal
Cooper Lighting Solutions Photometric Lab
1121 Highway 74 South
Peachtree City, GA 30269

Scaled Data Report



Signify Classified - Internal
Cooper Lighting Solutions Photometric Lab
1121 Highway 74 South
Peachtree City, GA 30269

Scaled Data Report





--- HS — SS

Signify Classified - Internal
Cooper Lighting Solutions Photometric Lab
1121 Highway 74 South
Peachtree City, GA 30269

Scaled Data Report



u

Signify Classified - Internal
Cooper Lighting Solutions Photometric Lab
1121 Highway 74 South
Peachtree City, GA 30269

Scaled Data Report



Signify Classified - Internal
Cooper Lighting Solutions Photometric Lab
1121 Highway 74 South
Peachtree City, GA 30269

Scaled Data Report



(END OF REPORT)